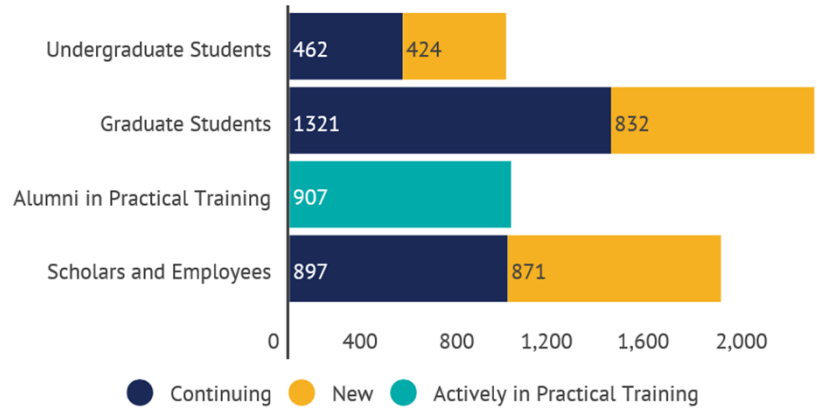
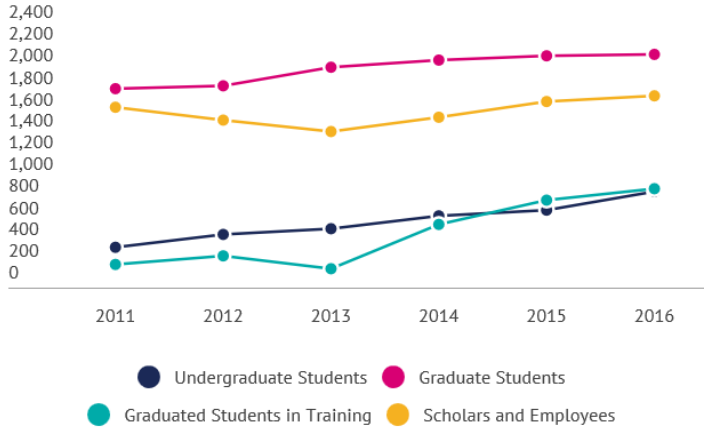
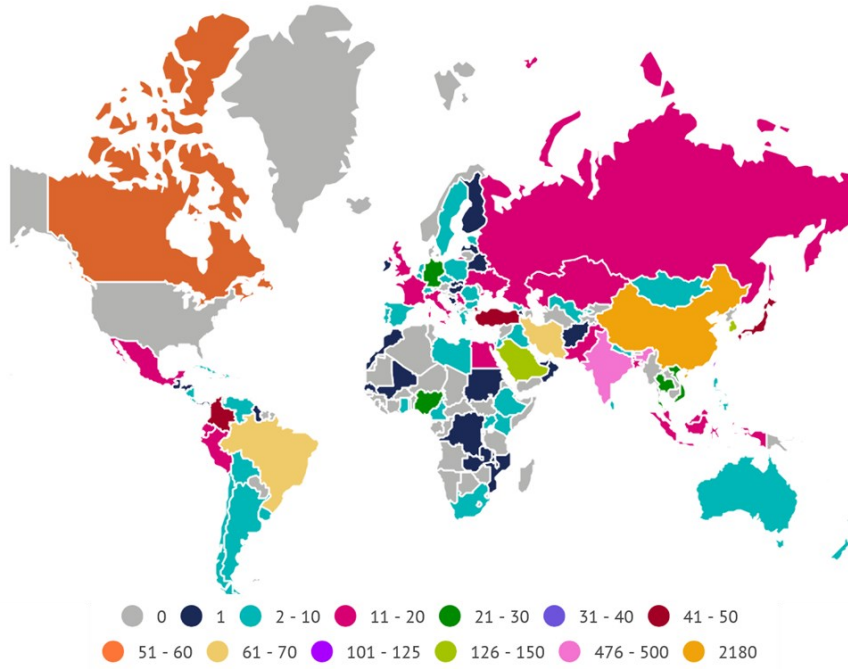


OFFICE OF INTERNATIONAL SERVICES 2016 ANNUAL REPORT



STUDENT POPULATION: TOP 10 COUNTRIES

1. China (2180)
2. India (484)
3. Saudi Arabia (147)
4. South Korea (131)
5. Iran (65)
6. Brazil (64)
7. Canada (51)
8. Turkey (48)
9. Japan (45)
10. Colombia (41)



HIGHLIGHTS

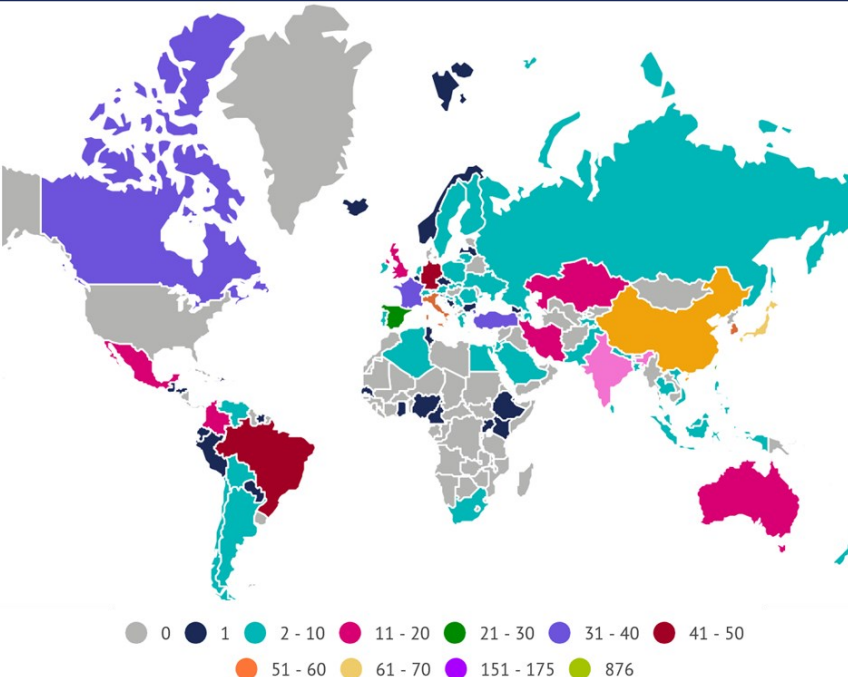
OIS introduced a new process for new students to get immigration documents which required less work from the academic departments and more direct interaction with OIS.

Outcomes:

- ◆ 1/2 the process time
- ◆ 6.1% increase in students with new immigration documents enrolling at Pitt
- ◆ Increased administrator and student satisfaction

SCHOLAR POPULATION: TOP 10 COUNTRIES

1. China (876)
2. India (169)
3. Japan (65)
4. Italy (59)
5. South Korea (52)
6. Brazil (49)
7. Germany (41)
8. France (40)
9. Canada (35)
10. Turkey (34)



HIGHLIGHTS

In calendar year 2015, the Employment team processed:

- ◆ 649 J-1 Scholar requests in average of 3 days/request
- ◆ 180 H-1B cases in an average of 15 days/case
- ◆ 42 J-1 Student Intern requests
- ◆ 21 EB-1b petitions

and presented:

- ◆ 50 Scholar Orientations welcoming researchers from 90 different countries